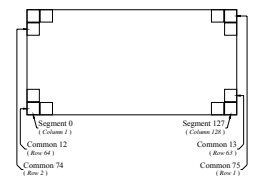
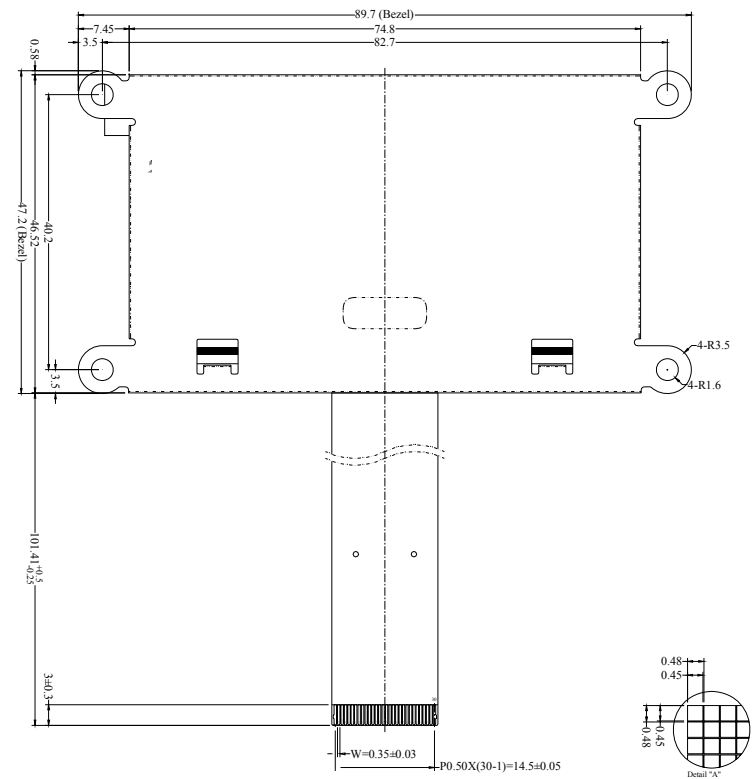
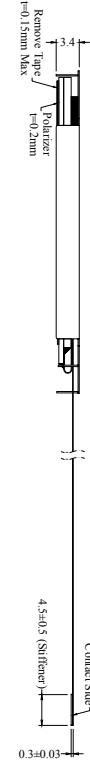


Active Area 2.70"
128 x 64 Pixels



Pin	Symbol
1	N.C. (GND)
2	VCC
3	VCOMH
4	IREF
5	D7
6	D6
7	D5
8	D4
9	D3
10	D2
11	D1
12	D0
13	E/RD#
14	R/W#
15	D/C#
16	RES#
17	CS#
18	N.C.
19	BS2
20	BS1
21	VDD
22	N.C.
23	N.C.
24	N.C.
25	N.C.
26	N.C.
27	N.C.
28	N.C.
29	VSS
30	VSL

Notes:

- Color: White
- Driver IC: SSD1325
- TCP Number: SSD1325T2 / SSD1325T6
- Interface:
8-bit 68XX/80XX Parallel, 4-wire SPI
- General Tolerance: ±0.30

CUSTOMER APVL	CUSTOMER	DATE
DRAWN	SCALE	TITLE
DFTG CHK	UNIT	MI12864AO-3
ENGR CHK	mm	MODEL
APPROVAL		DWG NO
MULTI-INNO TECHNOLOGY CO.,LTD.		PAGE 1/1