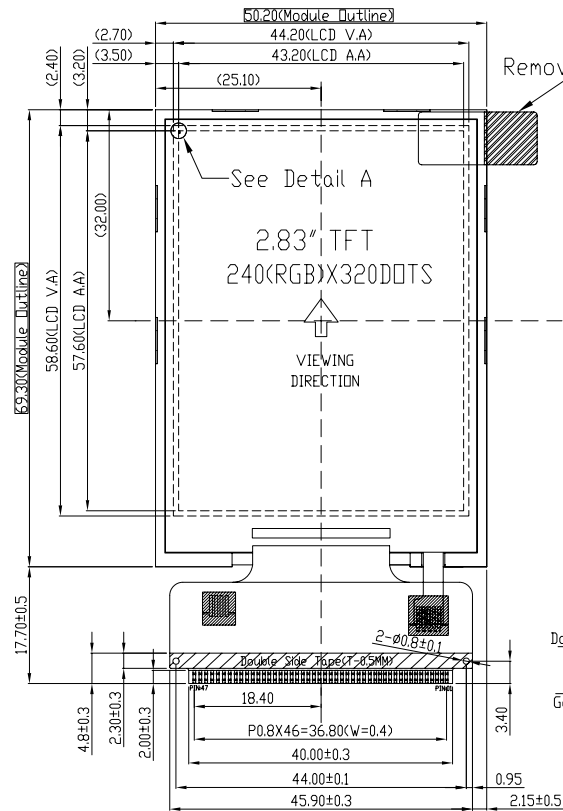




1	LEDK
2	LEDA1
3	LEDA2
4	LEDA3
5	LEDA4
6	IMO
7	IM3
8	IM2
9	IM1
10	RESET
11	VSYNC
12	HSYNC
13	DOTCLK
14	DE
15	DB17
16	DB16
17	DB15
18	DB14
19	DB13
20	DB12
21	DB11
22	DB10
23	DB9
24	DB8
25	DB7
26	DB6
27	DB5
28	DB4
29	DB3
30	DB2
31	DB1
32	DB0
33	SDO
34	SDI
35	RD
36	WRX(D/CX)
37	D/CX(SCL)
38	CS
39	TE
40	VDDI
41	VDDI
42	VCI
43	GND
44	NC
45	NC
46	NC
47	NC

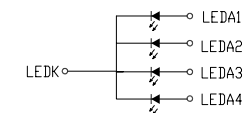
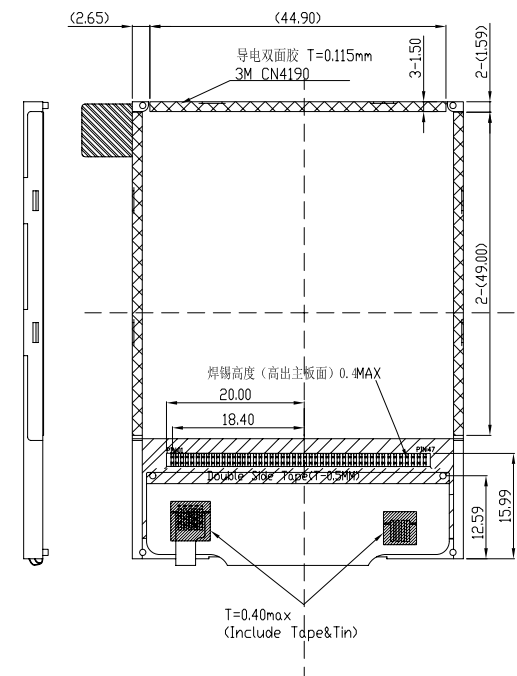
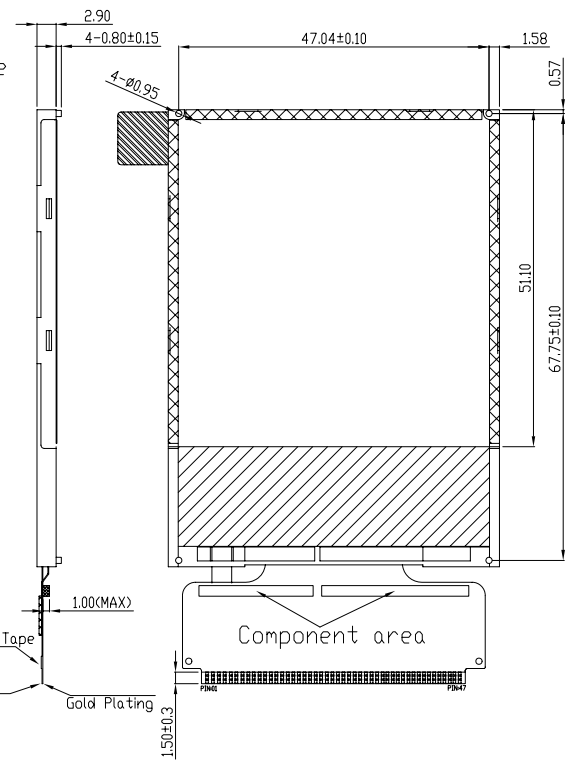


Remove Tape

2.83" TFT
240(RGB)X320DOTS

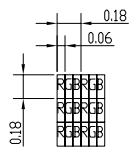
VIEWING DIRECTION

Double Side Tape
Gold Plating



BLU circuit

- NOTES:
1. DISPLAY TYPE: TFT
 2. VIEWING DIRECTION: 6:00
 3. POLARIZER MODE: TRANSMISSIVE/POSITIVE
 4. DRIVE METHOD: 1/320 DUTY
 5. IOVCC=2.8V (TYP), VCC=2.8V, VCI=2.8V
 6. OPERATING TEMP: -20° C -- +70° C
 7. STORAGE TEMP: -30° C -- +80° C
 8. LCD DRIVE IC: ILI9341
 9. CONNECTION: FPC
 10. BACKLIGHT: 4CHIP-WHITE LED/80mA/3.2V (TYP)
 11. UNMARKED TOLERANCE: ±0.20
 12. REQUIREMENTS ON ENVIRONMENTAL PROTECTION: RoHS
 13. THE CONTROLLED DIMENSION MASK TO BE ()
 14. REFERENCE DIMENSION MASK TO BE ()



Detail A
Scale 20:1

CUSTOMER APVL		DATE
DRAWN BY	SCALE 1/1	TITLE
DFTG CHK	UNIT mm	MI0283QT-9A-1
ENGR CHK		MODEL
APPROVAL		
MULTI-INNO TECHNOLOGY CO.,LTD.		DWG NO V01
		PAGE 1