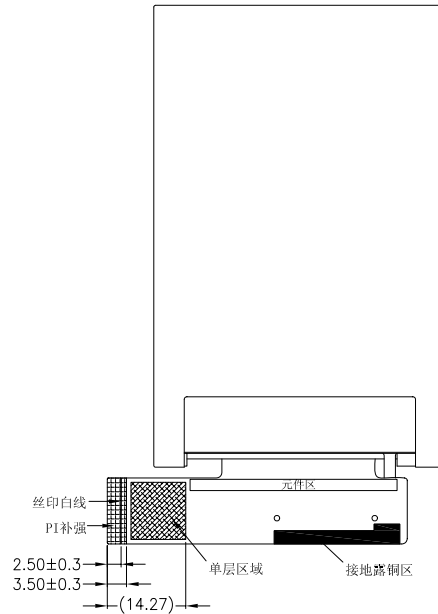
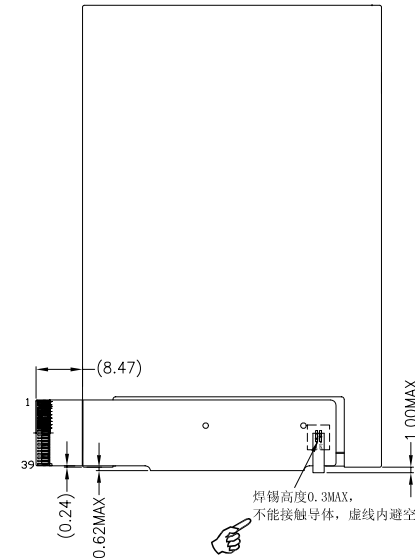


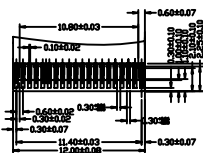
FPC展开出货



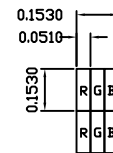
FPC弯折参考图



No.	PIN	NAME
1	GND	
2	RESET	
3	CS	
4	SCL	
5	SDI	
6	SDO	
7	DB00	
8	DB01	
9	DB02	
10	DB03	
11	DB04	
12	DB05	
13	DB06	
14	DB07	
15	DB08	
16	DB09	
17	DB10	
18	DB11	
19	DB12	
20	DB13	
21	DB14	
22	DB15	
23	DB16	
24	DB17	
25	DB18	
26	DB19	
27	DB20	
28	DB21	
29	DB22	
30	DB23	
31	VSYNC	
32	HSYNC	
33	DOTCLK	
34	ENABLE	
35	IOVCC	
36	VCC	
37	GND	
38	LEDA	
39	LEDK	



DETAIL A
MATH WITH:
FH26-39S-0.3SHW



DOTS DETAILS
SCALE 50:1

LEDK ← ← ← ← ← ← ← ← ← ← ← ← LEDA
BL CIRCUIT DIAGRAM

NOTES:

1. DISPLAY TYPE: TFT-LCD, TRANSMISSIVE.
2. OPERATING VOLTAGE: VCC=2.8V.
3. VIEWING DIRECTION: 6 O'CLOCK.
4. IC DRIVER: HX8357-D.
5. OPERATING TEMP: -20°C ~ 70°C.
6. STORAGE TEMP: -30°C ~ 80°C.
7. LED BACKLIGHT: 6-CHIP WHITE LED, If=20mA, Vf=19V.
8. SURFACE LUMINANCE: 320cd/m²(TYP.).
9. TREATMENT OF TOP SURFACE : ANTI-GLARE.
10. GENERAL TOLERANCE: ±0.2.
11. RoHS COMPLIANT.



MULTI-INNO TECHNOLOGY CO.,LTD.

DRAWN BY:	CAROL 2015.05.28	SCALE : 1/1	MODULE P/N:
CHECKED BY:		UNIT: mm	MI0347CT-2
APPROVED BY:			DESCRIPTION:
VERSION NO:	01		TFT MODULE

01	FIRST ISSUE	2015.05.28
VER.	REVISED DESCRIPTION	DATE